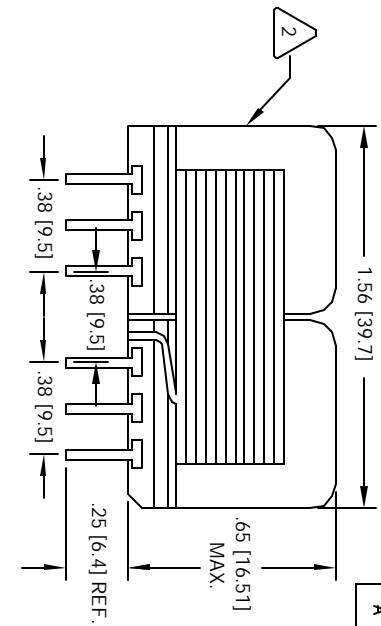
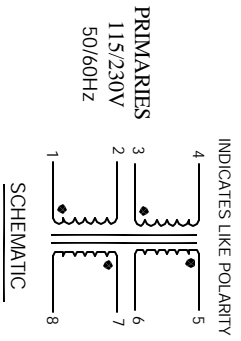


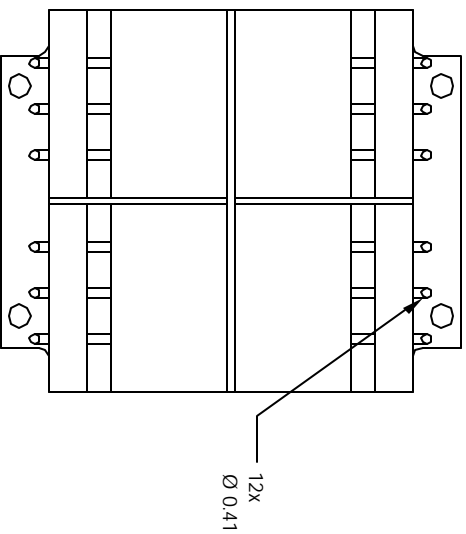
The information contained in this drawing is the sole property of CWS/Spokane and may be reproduced in part or whole without written permission of CWS/Spokane, Inc. prohibited.

REVISION HISTORY

REV	ECN	DESCRIPTION	BY	DATE	CHK	DATE
A		PRODUCTION RELEASE	TKK	4/15/05	JLAW	4/15/05



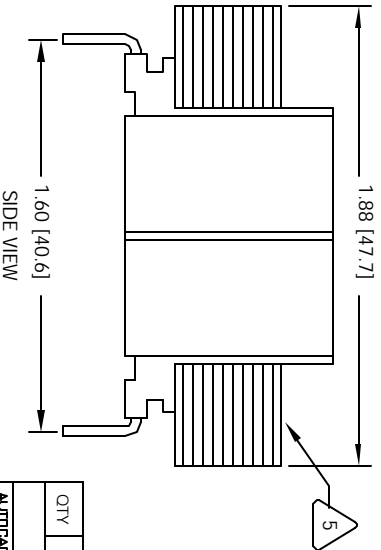
FRONT VIEW



BOTTOM VIEW

- WHERE SHOWN, USING A PERMANENT MARKING METHOD MARK PART NUMBER AND REVISION
- CONTACT CWS FOR MORE INFORMATION BUT NOT CERTIFIED OR TESTED BY THESE AGENCIES DESIGNED TO MEET UL, CSA, TUV STANDARDS, CONCENTRIC CONSTRUCTION
- CONSTRUCTION:
 - PRIMARY INPUT VOLTAGE (2+3) = 230 VAC, 50/60 HZ
 - PRIMARY INPUT VOLTAGE (1+3, 4+2) = 115 VAC, 50/60 HZ
 - PARALLEL CONNECTION (5+7, 6+8) = 115V @ 20 mA
 - SERIES CONNECTION (6+7) = 230V C.T. @ 10 mA
 - SECONDARY RMS RATING: -
 - VOLT-AMPERES RATING = 2.5 VA
- SPECIFICATIONS @ 25°C
- WIRE: UL RECOGNIZED 130°C RATED MAGNET WIRE
CWS BYTEMARK OR OTHER APPROVED PART
- CORE: 50 Hz / 60 Hz LAMINATION

- BOBBIN RATING CLASS B (130°C) REQUIRED
 - MATERIAL: UL RECOGNIZED 94V-0 FOR FLAMMABILITY
- NOTES: UNLESS OTHERWISE SPECIFIED,
READ NOTES FROM BOTTOM TO TOP



SIDE VIEW

UNLESS OTHERWISE SPECIFIED
DIMENSIONING AND TOLERANCES PER ANSI Y14.1M
ALL DIMENSIONS ARE IN INCHES AND (PARENTHESES)
TOLERANCES UNLESS OTHERWISE SPECIFIED:
DIMENSIONS IN INCHES: .0005-0.0010 .0010-0.0020 .0020-0.0050 .0050-0.127 .0050-0.127 .0050-0.127
ANGLE PRECISION: $\frac{\square}{\square}$
DO NOT SCALE DRAWING

QTY	CODE IDENT	MFG. P/N	DESCRIPTION	ITEM NO.
			PARTS LIST	
	AUTOCAD SOLIDWORKS	X		
	SIGN	DATE	TITLE	
	TKK	4/15/05	Power Transformer	
	BRND JLAW	4/15/05	EPL Series, 2.5VA, 0.65" High	
	ENGR KSLUM	4/16/05		
	APPR. JLAW	4/15/05		
		SCALE	SIZE (INCHES)	REV
		2=1	B	A